

2018

School Opinion Survey

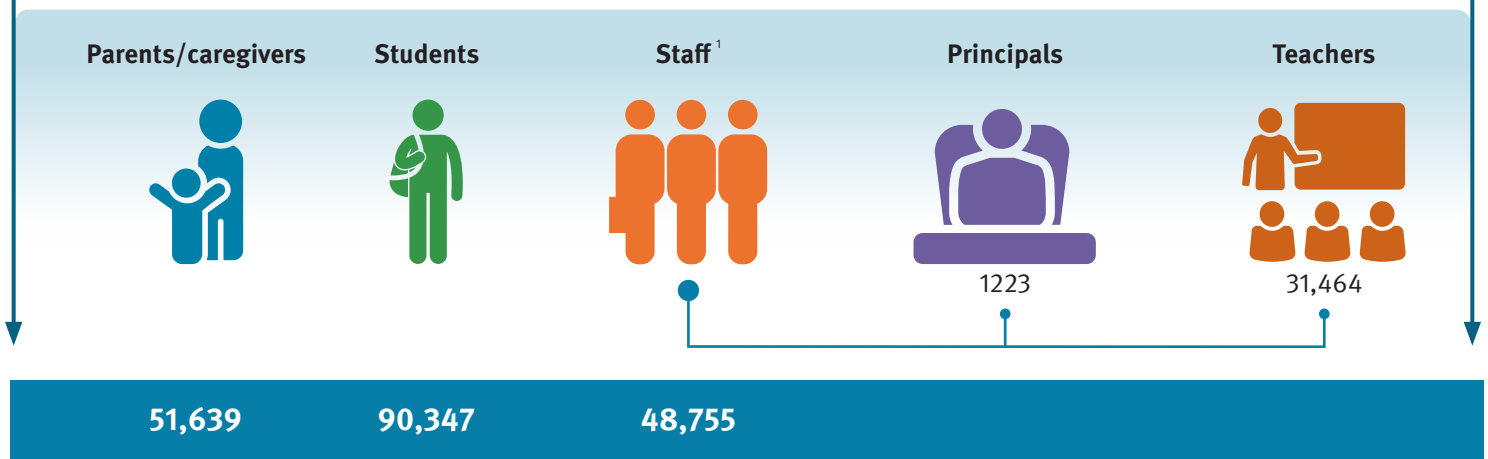
Report on the opinions of parents, students and staff in Queensland state schools.

The annual School Opinion Surveys (SOS) collects the views of parents/caregivers, students and school staff on important aspects of schooling such as learning and student achievement.

Survey results are used by schools to identify areas for future development, to provide better learning environments and make schools better workplaces.



2018 Respondents



Find out more

For more information on the suite of School Opinion Surveys visit the School Opinion Surveys website www.qed.qld.gov.au/schoolopinionsurvey

The surveys are completed by a sample of students in Years 5, 6, 8, and 11 (and Years 4, 7, 9 and 10 in smaller schools), all families including parents/caregivers with students in Prep Year or special schools and all school staff including principals. Response rates are unknown due to changes in the population during survey periods (e.g. student mobility) and timing differences with other collections.

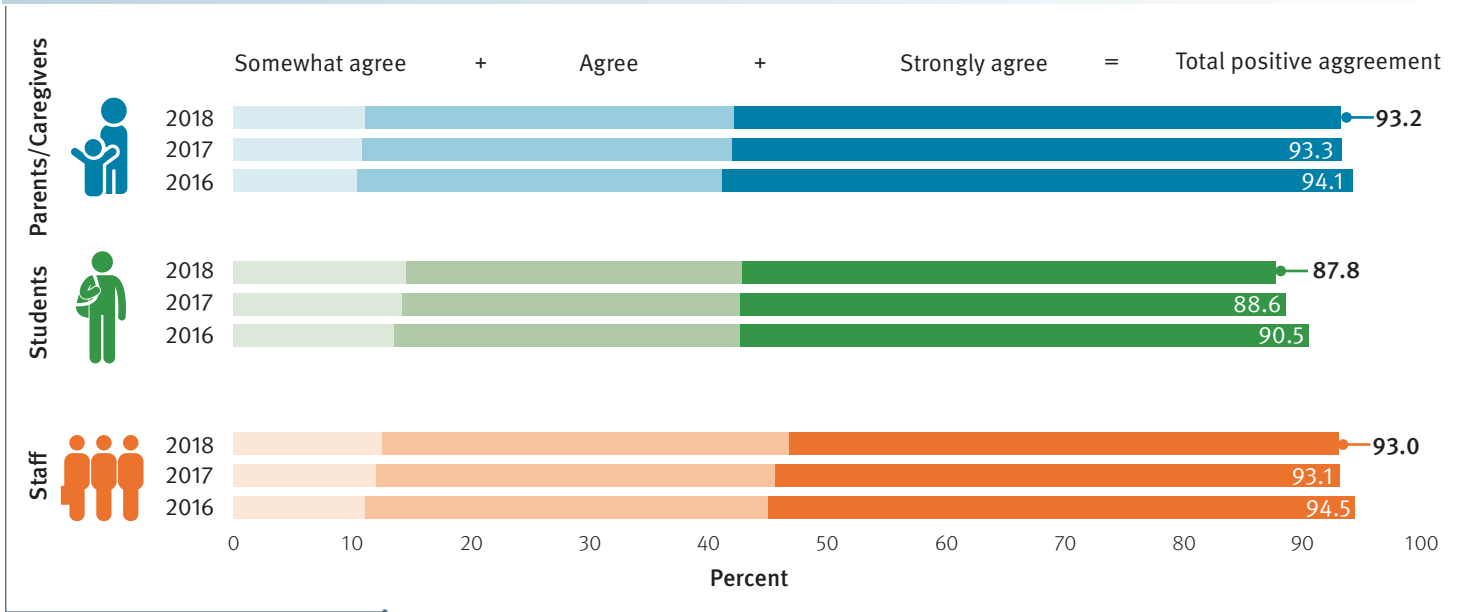
¹ Staff includes principals, teachers and non teaching staff.



This is a good school

In each of the surveys, parents/caregivers, students and staff are asked whether they agree with the statement “This is a good school”.

In 2018 most agreed “This is a good school”. Parents/caregivers had the highest level of total positive agreement (93.2%), followed by staff (93.0%) and students (87.8%).



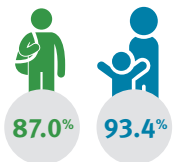
Satisfaction across surveys

Other common questions asked across surveys relate to themes such as **academic achievement and learning, wellbeing, engagement and school climate**.

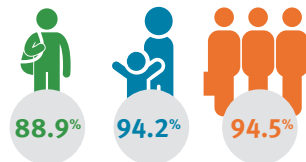
In 2018, students were less likely than staff or parents/caregivers to agree on most of the items about **wellbeing and engagement**.



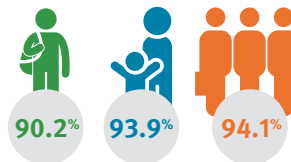
Teachers care about me/are interested in child’s wellbeing ²



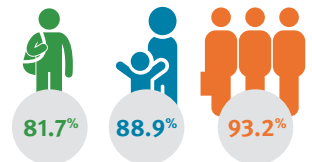
Likes being/enjoys working at school ²



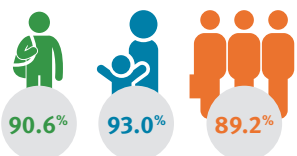
Feels safe at school ²



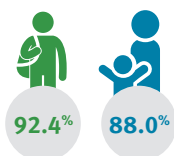
Students treated fairly



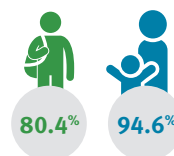
Opportunity to do interesting things ²



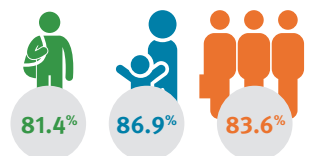
Encouraged to participate in school activities ²



Can talk to teachers about concerns ³



Opinions taken seriously ³



² Parents/caregivers responding about child.

³ Parents/caregivers responding about themselves.

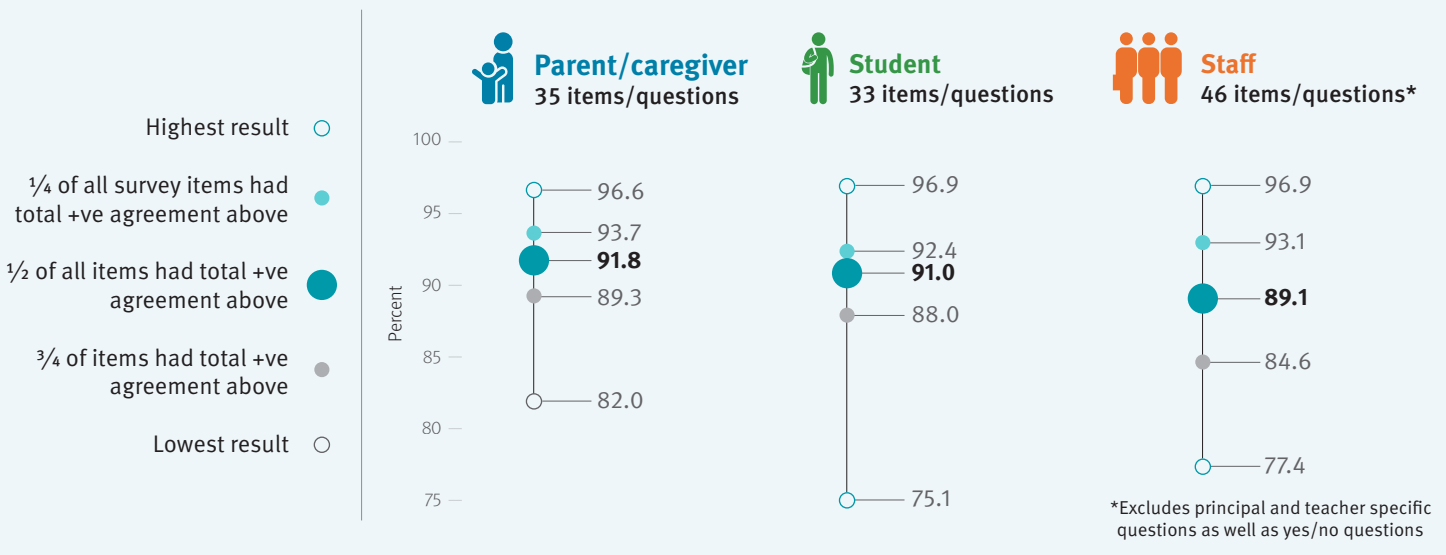
Satisfaction across survey items

Parents/caregivers are most satisfied. Total positive agreement was above **91.8%** for one half of all items answered by parents/caregivers compared with **91.0%** for students and **89.1%** for staff.

The most positive items related to teacher expectations of students while the most negative items related to communication and behaviour management.



Spread of total positive agreement across survey items



Most/least positive items in 2018 by survey group



Parent/caregiver items



Student items



Staff items

Most positive

Teachers at this school expect my child to do his or her best.

96.6%

My teachers expect me to do my best.

96.9%

Students are encouraged to do their best at this school.

96.9%

This school celebrates student achievements.

95.1%

My teachers encourage me to do my best.

94.4%

I am aware of occupational health and safety procedures at my school.

96.3%

I can talk to my child's teachers about my concerns.

94.6%

I can access computers and other technologies at my school for learning.

94.1%

My school encourages me to take responsibility for my work.

95.9%

Least positive

This school asks for my input.

82.0%

Student behaviour is well managed at my school.

75.1%

There is good communication between all staff at my school.

77.4%

Student behaviour is well managed at this school.

84.2%

I can talk to my teachers about my concerns.

80.4%

I feel that staff morale is positive at my school.

78.4%

This school takes parents' opinions seriously.

86.9%

My school takes students' opinions seriously.

81.4%

I am confident that poor performance will be appropriately addressed in my school.

80.2%

Teachers and principals

A small subset of items are asked of teaching staff and principals to gauge their satisfaction on a range of areas specific to their roles.

Teachers



Teachers are generally confident in their abilities and knowledge in a range of areas

I feel confident:

- applying **evidence-based teaching and learning practices** (98.5%)
- in my knowledge of **evidence-based teaching and learning practices** (98.4%)
- using curriculum support materials to **enhance student learning at my school** (98.2%)
- in my knowledge of the **Australian and Queensland curriculums** (98.0%)
- using student assessment data to **improve student achievement at my school** (97.9%)
- in my ability to **work autonomously** (97.8%)
- engaging all of my students in **learning at my school** (96.0%)
- **managing the behaviour of all of my students** at my school (93.0%)
- **embedding Aboriginal and Torres Strait Islander perspectives** across the learning areas (89.3%)

Principals



Principals are confident leading their schools

- I feel **confident in my educational leadership role at my school** (99.9%)
- I feel confident **leading improvements in student outcomes at my school** (99.9%)
- I feel confident **using school data to improve student outcomes at my school** (99.8%)
- Teaching staff at my school have the **skills to improve student outcomes** (99.3%)
- I feel well **supported by the department to lead my school** (94.7%)