

Number of Teachers on Extended Leave (>1/4/22) by Region, School Group & School as at 7 February 2022

Cohort	All
LeaveTo	(Multiple Items)
Vax Type Group	(Multiple Items)
Leave	Y
Occupation	Teachers

Row Labels	Distinct Count of SPID
------------	------------------------

Central Queensland	Distinct Count of SPID
Primary school	152
Contrary to the public interest	3
	1
	1
	1
	1
	2
	2
	5
	2
	1
	1
	2
	4
	1
	1
	5
	7
	1
	1
	1
	2
	1
	4
	3
	1
	4
	2
	1
	2
	2
	4
	4
	2
	5
	1
	1
	5
	2
	1
	2
	4
	3
	1
	1
	6
	3
	2
	1
	2
	1
	1
	2
	1
	5
	1
	2
	2
	1
	3
	5
	1
	2
	4
	2
	1
	1
	3


Released by DOE under the RTI Act

Row Labels **Distinct Count of SPID**

Primary/Secondary school

22

Contrary to the public interest




1
2
1
1
1
6
1
2
1
2
1
1
1
1
1

Secondary school

94

Contrary to the public interest




5
1
4
2
1
1
10
3
2
3
4
5
8
6
1
4
1
2
2
2
7
1
4
5
10

Darling Downs South West

Primary school

110

Contrary to the public interest



2
2
1
1
1
2
5
2
1
4
3
2
1
2
2
1
2
1
3
1
2
3
1
1
2
1
4
1
1
1
2
7
1

Released by DOE under the RTI Act

Row Labels	Distinct Count of SPID
------------	------------------------

Contrary to the public interest	4
	3
	4
	1
	5
	1
	1
	3
	3
	1
	1
	1
	1
	4
	1
	2
	1
	5
	1
	1
	1

Primary/Secondary school

Contrary to the public interest	32
	2
	2
	2
	1
	1
	1
	2
	1
	1
	3
	1
	1
	6
	1
	1
	2
	2
	1

Secondary school

Contrary to the public interest	92
	8
	2
	3
	2
	4
	6
	13
	7
	3
	3
	6
	1
	4
	3
	2
	1
	5
	2
	4
	4
	9

Far North Queensland

Primary school

Contrary to the public interest	93
	4
	3
	5
	1
	1
	4
	1
	2
	1
	1
	3

Row Labels	Distinct Count of SPID
------------	------------------------

Contrary to the public interest	3
	2
	1
	3
	2
	6
	9
	1
	1
	3
	1
	1
	3
	1
	2
	1
	1
	1
	8
	1
	6
	4
	2
	3
	2
	1

Primary/Secondary school	Distinct Count of SPID
--------------------------	------------------------

Contrary to the public interest	66
	1
	2
	17
	5
	3
	1
	1
	1
	3
	7
	9
	7
	8
	1

Secondary school	Distinct Count of SPID
------------------	------------------------

Contrary to the public interest	55
	10
	6
	3
	3
	2
	5
	1
	12
	6
	4
	3

Metropolitan	Distinct Count of SPID
--------------	------------------------

Primary school	Distinct Count of SPID
----------------	------------------------

Contrary to the public interest	327
	1
	4
	5
	3
	4
	4
	2
	1
	4
	2
	2
	1
	3
	4
	2
	1
	9
	1
	1
	1
	1

Row Labels

Distinct Count of SPID

Contrary to the public interest

2
3
4
3
1
2
1
1
5
1
3
1
1
2
5
1
8
2
7
2
2
4
3
2
1
1
3
4
2
2
2
2
1
1
4
2
1
2
4
1
1
6
2
3
2
4
2
4
2
4
1
4
1
2
4
3
4
3
1
2
4
2
2
1
2
3
1
4
1
2
4
3
4
3
1
2
4
2
2
1
2
3
5
2

Released by DOE under the RTI Act

Row Labels	Distinct Count of SPID
------------	------------------------

Contrary to the public interest	3
	2
	1
	1
	4
	1
	1
	6
	3
	8
	3
	1
	2
	3
	3
	1
	5
	2
	4
	5
	3
	3
	4
	4
	2
	2
	1
	2
	5
	1

Primary/Secondary school

Contrary to the public interest	55
	14
	3
	9
	2
	7
	14
	1
	5

Secondary school

Contrary to the public interest	171
	2
	5
	3
	4
	4
	4
	7
	2
	3
	2
	4
	1
	2
	5
	2
	2
	4
	5
	6
	3
	3
	6
	5
	11
	8
	3
	10
	1
	3
	5
	1
	1
	5
	1
	2
	5

Released by DOE under the RTI Act

Row Labels	Distinct Count of SPID
Contrary to the public interest	4
	4
	5
	7
	3
	5
	3

North Coast

Primary school

Contrary to the public interest

252

	1
	2
	2
	2
	2
	1
	1
	1
	1
	2
	1
	7
	2
	2
	2
	5
	3
	2
	1
	2
	3
	3
	7
	4
	2
	1
	4
	2
	3
	3
	6
	1
	4
	6
	1
	2
	1
	2
	3
	1
	5
	1
	3
	1
	2
	6
	2
	2
	2
	2
	2
	1
	1
	1
	1
	1
	1
	1
	5
	1
	1
	1
	5
	2

Released by DOE under the RTI Act

Row Labels

Distinct Count of SPID

Contrary to the public interest

1
1
2
1
3
1
2
3
3
1
3
1
2
2
2
1
1
1
4
2
2
1
1
4
1
4
4
2
1
2
1
3
1
1
1
1
3
6
1
1
3
2
2
1
1
1
4
1
2
3

Primary/Secondary school

Contrary to the public interest

53
12
8
1
1
11
4
9
2
3
2

Secondary school

Contrary to the public interest

173
2
3
4
1
4
5
2
7
6
5
3
7
4
4

Released by DOE under the RTI Act

Row Labels

Distinct Count of SPID

Contrary to the public interest

1
9
2
1
5
3
9
3
1
2
3
7

South East

Primary school

335

Contrary to the public interest

1
1
5
2
3
1
3
2
1
1
2
1
3
4
2
1
5
5
2
1
3
5
5
3
3
3
3
6
7
6
8
11
4
3
1
1
7
2
10
6
1
2
1
6
8
7
3
3
1
4
2
2
1
1
2
8
5
1
4
4
6
7
2

Released by DOE under the RTI Act

Row Labels

Contrary to the public interest



Primary/Secondary school

Contrary to the public interest



Secondary school

Contrary to the public interest



Distinct Count of SPID

3
6
1
6
8
3
8
6
1
3
4
3
4
2
4
3
2
6
1
3
3
2
3
1
2
1
2
5
2
4
1
1
3
3
1
3
4
34
6
11
17
190
8
4
10
9
1
3
4
6
3
5
2
7
6
6
1
1
9
7
3
1
9
5
21
5
8
3
6
3
7
4
2
2

Released by DOE under the RTI Act

Row Labels	Distinct Count of SPID
Contrary to the public interest	7
	3
	8
	2
Grand Total	2457

Released by DOE under the RTI Act